

Rulers

self-adhesive

SPECIFICATION

Types

- Type **W**: Figures horizontally arranged (Figure sequence L, M, R)
- Type **S**: Figure vertically arranged (Figure sequence U, M, O)

Stainless Steel **NI**

- Thickness 0,6 mm
- Scale etched

Plastic **KUS**

- Thickness 0,3 mm
- highlighted in silver
- Scale printed



INFORMATION

The position of linear actuator connectors can be easily read from GN 711 rulers.

With GN 711.1 (see page 640) reference arrows, reference points can be marked on rulers or reference positions in machines.

The adhesive tape on the rear allows you to affix rulers or reference arrows on all suitable and clean surfaces after the protective film is removed. The top of the stainless steel rulers is also protected by additional protective film.

Indicator arrows GN 711.1 (see page 640) for rulers are to be ordered separately.

Figure sequence **L**

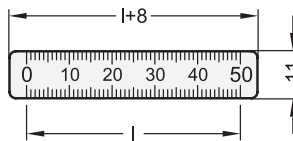


Figure sequence **M**

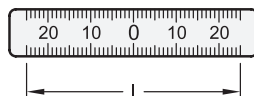


Figure sequence **R**

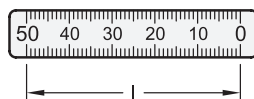


Figure sequence **U**

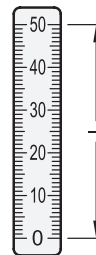


Figure sequence **M**

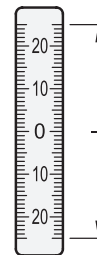
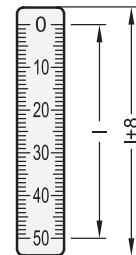


Figure sequence **O**




* Complete with material of the Rulers (NI or KUS)

NI	KUS
Stainless Steel	Plastic, silver

GN 711

STAINLESS STEEL

Description	l	
GN 711-*-50-W-L	50	3
GN 711-*-50-W-M	50	3
GN 711-*-50-W-R	50	3
GN 711-*-50-S-M	50	3
GN 711-*-50-S-U	50	3
GN 711-*-50-S-O	50	3
GN 711-*-100-W-L	100	5
GN 711-*-100-W-M	100	5
GN 711-*-100-W-R	100	5
GN 711-*-100-S-M	100	5
GN 711-*-100-S-U	100	5
GN 711-*-100-S-O	100	5
GN 711-*-150-W-L	150	7
GN 711-*-150-W-M	150	7
GN 711-*-150-W-R	150	7
GN 711-*-150-S-M	150	7
GN 711-*-150-S-U	150	7
GN 711-*-150-S-O	150	7
GN 711-*-200-W-L	200	9
GN 711-*-200-W-M	200	9
GN 711-*-200-W-R	200	9
GN 711-*-200-S-M	200	9
GN 711-*-200-S-U	200	9
GN 711-*-200-S-O	200	9
GN 711-*-300-W-L	300	13
GN 711-*-300-W-M	300	13
GN 711-*-300-W-R	300	13
GN 711-*-300-S-M	300	13
GN 711-*-300-S-U	300	13
GN 711-*-300-S-O	300	13
GN 711-*-400-W-L	400	18
GN 711-*-400-W-M	400	18
GN 711-*-400-W-R	400	18
GN 711-*-400-S-M	400	18
GN 711-*-400-S-U	400	18
GN 711-*-400-S-O	400	18
GN 711-*-500-W-L	500	22
GN 711-*-500-W-M	500	22
GN 711-*-500-W-R	500	22
GN 711-*-500-S-M	500	22
GN 711-*-500-S-U	500	22
GN 711-*-500-S-O	500	22
GN 711-*-750-W-L	750**	33
GN 711-*-750-W-M	750**	33
GN 711-*-750-W-R	750**	33
GN 711-*-750-S-M	750**	33
GN 711-*-750-S-U	750**	33
GN 711-*-750-S-O	750**	33
GN 711-*-1000-W-L	1000**	44
GN 711-*-1000-W-M	1000**	44
GN 711-*-1000-W-R	1000**	44
GN 711-*-1000-S-M	1000**	44
GN 711-*-1000-S-U	1000**	44
GN 711-*-1000-S-O	1000**	44

** The NI-version of this length consists of 2 parts.

